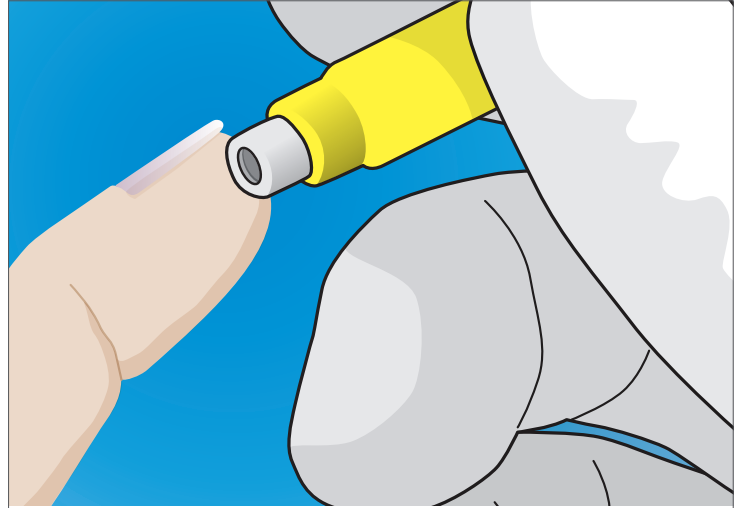
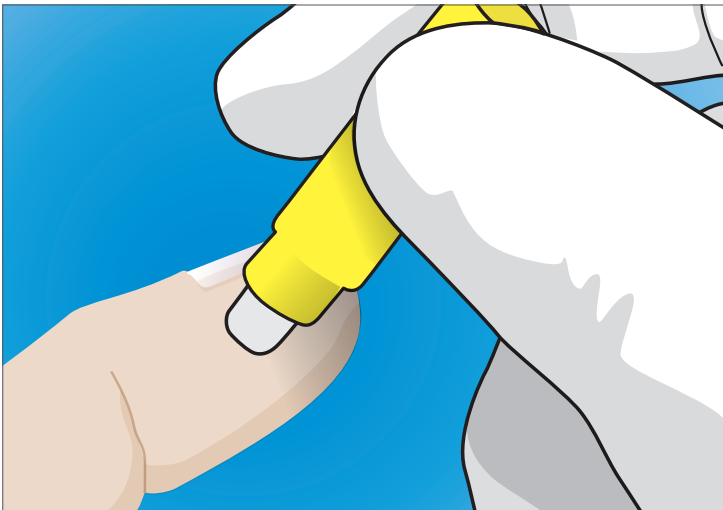


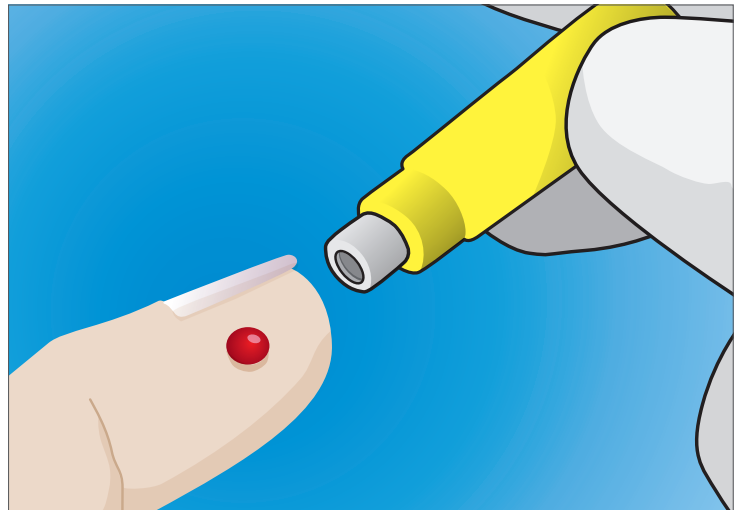
1 Clean test site with isopropyl alcohol and air dry. Remove protective cap from safety lancet.



2 Place tip of safety lancet on the test site.



3 Push the safety lancet down against test site to activate lancet mechanism.



4 Once used, simply discard lancet into a sharps container.

1. Ensure hands are washed properly before and after use of the device.
2. If used in health care settings, ensure lancets are used with appropriate personal protective equipment e.g. gloves.
3. For use only on a single patient. Discard the entire device after use.
4. Warning: Not intended for more than one use. Do not use on more than one patient. Improper use of blood lancets can increase the risk of inadvertent transmission of bloodborne pathogens, particularly in settings where multiple patients are tested.

5. The Surgilance™ Lite safety lancet is designed for healthcare professionals to be used in health care settings. At-home users who are physically and mentally able to use the device for self-testing reasons should consult their healthcare provider before use.
6. In the event of a serious incident, contact us at sales@medipurpose.com and/or the competent authority of the Member State in which the incident occurred.